

# ACOUSTIDRAIN

SOUNDPROOFING PRODUCT FOR DRAINPIPE

RESISTOSOUND SOUNDPROOFING PRODUCT LINE



## ADVANTAGES

- Fast and easy to install
- No special tools
- Comes in a kit with everything you need to soundproof pipes and elbows
- Eliminates toilet flushing noises

ACOUSTIDRAIN is a revolutionary acoustic product that eliminates the noise caused by water flowing in indoor sanitary drainage or fall pipes.



ACOUSTIDRAIN is a revolutionary acoustic product that eliminates the noise caused by water flowing in indoor sanitary drainage or fall pipes. ACOUSTIDRAIN is self-adhesive and also has a self-adhesive closure. With ACOUSTIDRAIN, you no longer need to use heavy and costly cast-iron pipes as an alternative to PVC or ABS pipes. This means that plumbing installation is easier, quicker and cheaper.

A solution from



Soundproofing products

# ACOUSTIDRAIN

SOUNDPROOFING PRODUCT FOR DRAINPIPE

## SOUND TESTING\*

The tests were conducted on-site with an increased flow of water running in the pipe.

| MEASUREMENT CONDITIONS            | LEVEL MEASURED IN DB(A) |
|-----------------------------------|-------------------------|
| Plastic pipe without insulation   | 54                      |
| Plastic pipe with mineral wool    | 39                      |
| Plastic pipe with ACOUSTIDRAIN    | < than 26               |
| Cast-iron pipe without insulation | 52                      |
| Cast-iron pipe with ACOUSTIDRAIN  | < than 26               |

\* dB(A) results are presented for information purposes only. Equivalent performance cannot be guaranteed by Resisto and Soprema.

These results show that non-insulated cast-iron pipes do not resolve noise problems as effectively as ABS or PVC pipes insulated solely with ACOUSTIDRAIN product.

It should be noted that for each 3dB (A) reduction, acoustic effectiveness is doubled. Thus, a dB (A) reading of 26 compared with 39 translates into soundproofing that is 16 TIMES MORE EFFECTIVE.

For comparison purposes, piping unaccompanied by an acoustic product and boxed out with a 5/8 in gypsum wall results approximately in a 34 dB(A) reading when measured 1 ft from the wall.

## PRODUCT CHARACTERISTICS

**Thickness:** Approximately 14 mm ( $\frac{7}{16}$  in.)

**Size:** 99 cm x 40 cm (39 in. x 15  $\frac{3}{4}$  in.)

**Weight:** Approximately 5.8 kg/m<sup>2</sup> (1.2 PSF)

**Note:** An ACOUSTIDRAIN sheet covers 99 linear cm (39 in.) of 75 mm (3 in.) diameter piping.

ACOUSTIDRAIN comes in a handy kit containing:

- 5 pieces measuring 99 linear cm (39 in.) of the ACOUSTIDRAIN product
- 2 pieces of ACOUSTIDRAIN foam for elbows
- 21 24-inch Tie-Wraps

Note: Although the kits are designed for pipes measuring 3 in in diameter, there are extensions for 4 in pipes.

fig.1




fig.2



# ACOUSTIDRAIN

SOUNDPROOFING PRODUCT FOR DRAINPIPE

fig.3




fig.4




fig.5



## FIRE RESISTANCE AND BUILDING CODE

As noted in Part 3 of Division B of the Fire Protection, Occupant Safety and Accessibility section of the National Building Code of Canada 2010, a product such as ACOUSTIDRAIN may be seen as a minor combustible component or combustible insulation. As combustible insulation (although ACOUSTIDRAIN is not a thermal isolating material), it can be used even in a fireproof construction, as long as its flame spread rating is below 500. Although not required, since ACOUSTIDRAIN is not considered thermal insulation, it has a flame spread rating of 119 according to the CAN/ULC S102.2 Standard.

## SURFACE PREPARATION

The ACOUSTIDRAIN product is self-adhesive. The pipe surface must be dry and free of dirt, oil, grease or any other type of lubricant.

## INSTALLATION METHOD

The Acoustidrain product is composed of a semi-rigid bituminous membrane. It is better to install the product at a minimum temperature of 50°C so that the membrane stays flexible enough. Alternatively, the Acoustidrain product may be conditioned at a temperature of least 200°C for 24 hours before being installed.

- 1 Slide the product vertically behind the pipe to be soundproofed by pressing on the jointing or on a previously installed section of ACOUSTIDRAIN to ensure the product is straight and to facilitate closure of the joint (fig. 1).
- 2 Next, remove the pre-cut section of the silicone film to the opposite side of the overlapping joint of the ACOUSTIDRAIN product (fig. 2 and 3).
- 3 After removing the silicone film, stick that section onto the pipe (fig. 4).
- 4 The opposite side (the overlapping joint) is treated the same way, after removing what is left of the silicone film on the foam part of the product (fig. 5).

# ACOUSTIDRAIN

SOUNDPROOFING PRODUCT FOR DRAINPIPE

## INSTALLATION GUIDE (CONTINUE)

- 5 Close off the overlapping joint by first removing the silicone film from the overlapping section (fig. 6) then closing the previously affixed self-adhesive joint of the ACOUSTIDRAIN product (fig. 7).
- 6 The overlapping joint is then kept sealed using the tie-wraps provided in the kit. Place one at each end, as well as one at the centre, about 49.5 cm (19½ in.) from the ends. Close the joints between the sections with duct tape (fig. 8).
- 7 Next treat the elbows using 32 cm x 49.5 cm (12¾ in. x 19½ in.) pieces of foam with the black film supplied in the kit. The 32-cm section should be placed perpendicular to the elbows and then wrapped around the elbows in such a way as to overlap.

It is secured using tie-wraps supplied in the kit; there should be one in the centre and one at each end. Take care to place the black film on the outside. The foam piece must also overlap the previously installed ACOUSTIDRAIN product (fig. 9).

For a more aesthetically pleasing installation, the excess pieces of foam can be trimmed at right angles so they don't stick out (fig. 10).




fig.6



fig.7




fig.8

fig.10



fig.9



### WARRANTY

RESISTOSOUND products are guaranteed against all manufacturing defects and to be suitable for all stated uses. SOPREMA's liability under this guarantee is limited to replacing or refunding the purchase price of RESISTOSOUND products found to be defective.

PEACE OF MIND  
RELAXING  
COMFORT  
PEACEFUL HOME



1.877.626.6688  
[www.soprema.ca](http://www.soprema.ca)



1.877.478.8408  
[www.resisto.ca](http://www.resisto.ca)